

Scaled data based on original data using  
LM-79-08 Approved Method: Electrical and Photometric Measurements of Solid-  
State Lighting Products

Test Report Prepared for  
Cooper Lighting Solutions  
(formerly Eaton)

Brand: INVUE

Report Number: P676912

Luminaire Tested: **CCW-SA-2B-835-U-SL2-HSS**

Issue Date: 04/25/2023



**Test Information**

Test Method: LM-79-08  
Report Number: P676912  
Test Lab: INNOVATION CENTER(G1)  
Issue Date: 04/25/2023  
Manufacturer: COOPER LIGHTING SOLUTIONS (FORMERLY EATON)  
Product Line: INVUE  
Catalog Number: CCW-SA-2B-835-U-SL2-HSS  
Description: INVUE CLEAR CURVE Wall Pack MOUNT Light Square Luminaire @450mA w/  
SL2 distribution lens and House Side Shield  
Light Source: (32) 3500K CCT, 80 CRI LEDs  
Ballast/Driver: ELECTRONIC DRIVER

**Summary**

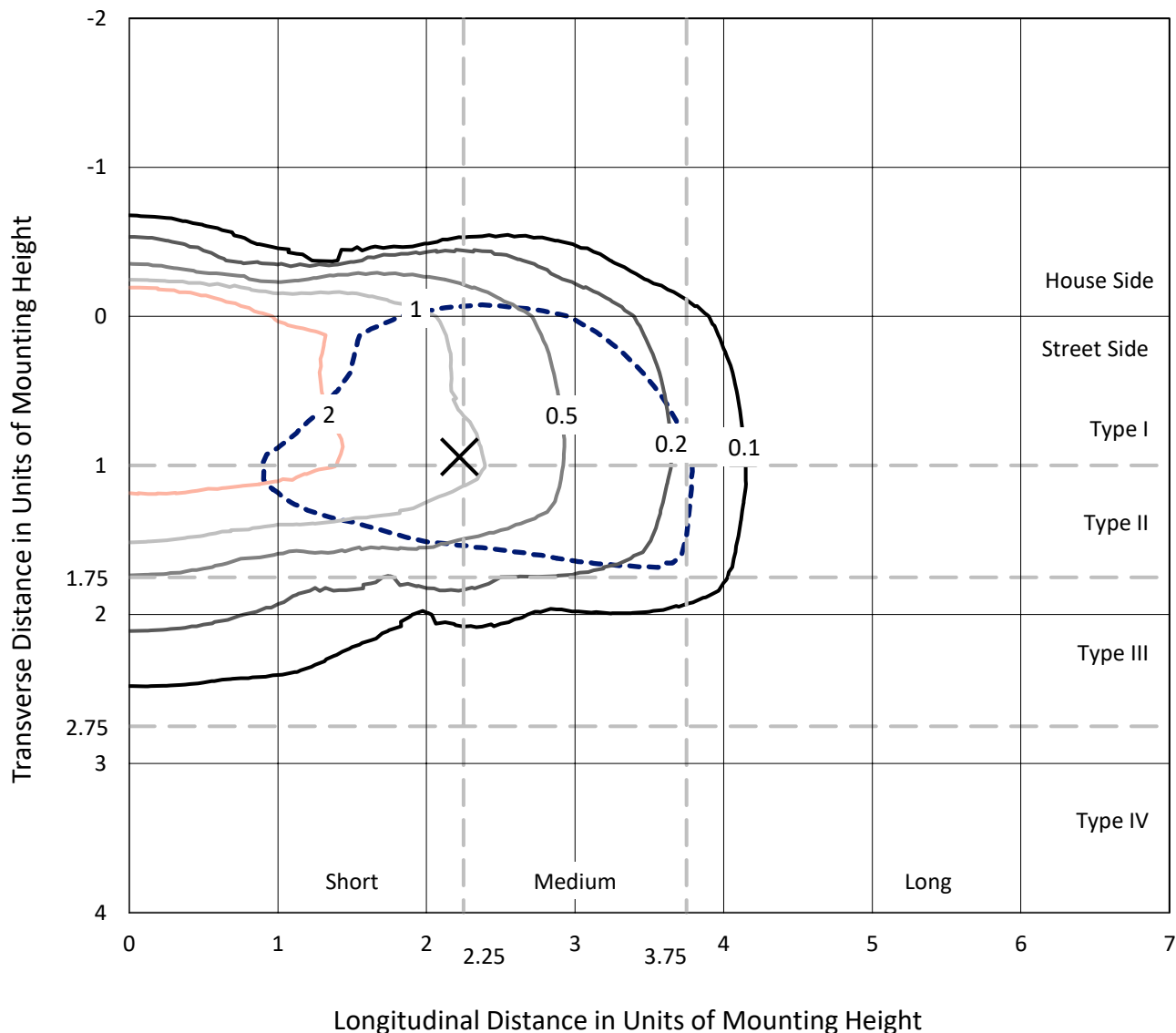
Lumens per Lamp: N/A  
Luminaire Lumens: 4576.2 lumens  
Efficiency: N/A  
Efficacy: 99.5 lumens/watt  
Luminous Opening: Rectangular (W 1' x L: 1' x H: 0')  
IES Classification: Type II - Short  
BUG Rating: B1 - U0 - G1

Input Watts (W): 46  
Input Voltage (V): 120  
Input Current (A<sub>in</sub>): NR  
Voltage Rise (V): NR  
Power Factor: NR  
Total Harmonic Distortion (THDi): NR  
Frequency (hertz): 60  
Stabilization Time: NR  
Operation Time: NR  
Ambient Temperature (°C): NR  
Test Distance: 25 FT

REPORT NUMBER: P676912  
 CATALOG NUMBER: CCW-SA-2B-835-U-SL2-HSS

### Iso-Footcandle Lines of Horizontal Illumination

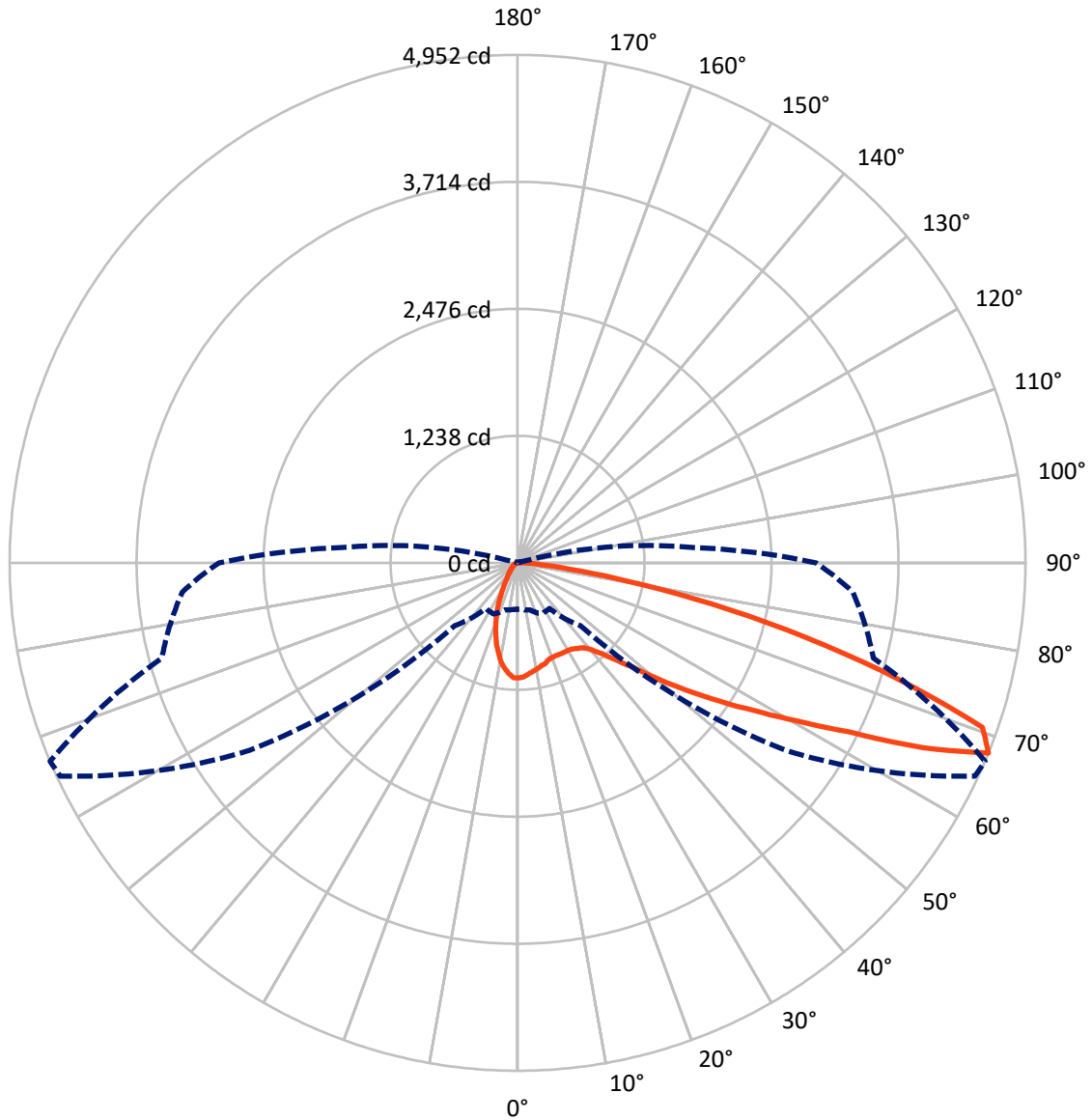
× Max cd  
 - - - 1/2 Max cd



Based on 15 foot mounting height. Maximum calculated value = 5 fc  
 Type II - Short - N/A

REPORT NUMBER: P676912  
CATALOG NUMBER: CCW-SA-2B-835-U-SL2-HSS

### Luminous Intensity Polar Plot



— Vertical Plane Through 67-Deg Lateral    - - - Horizontal Cone Through 67.5-Deg Vertical

REPORT NUMBER: P676912  
 CATALOG NUMBER: CCW-SA-2B-835-U-SL2-HSS

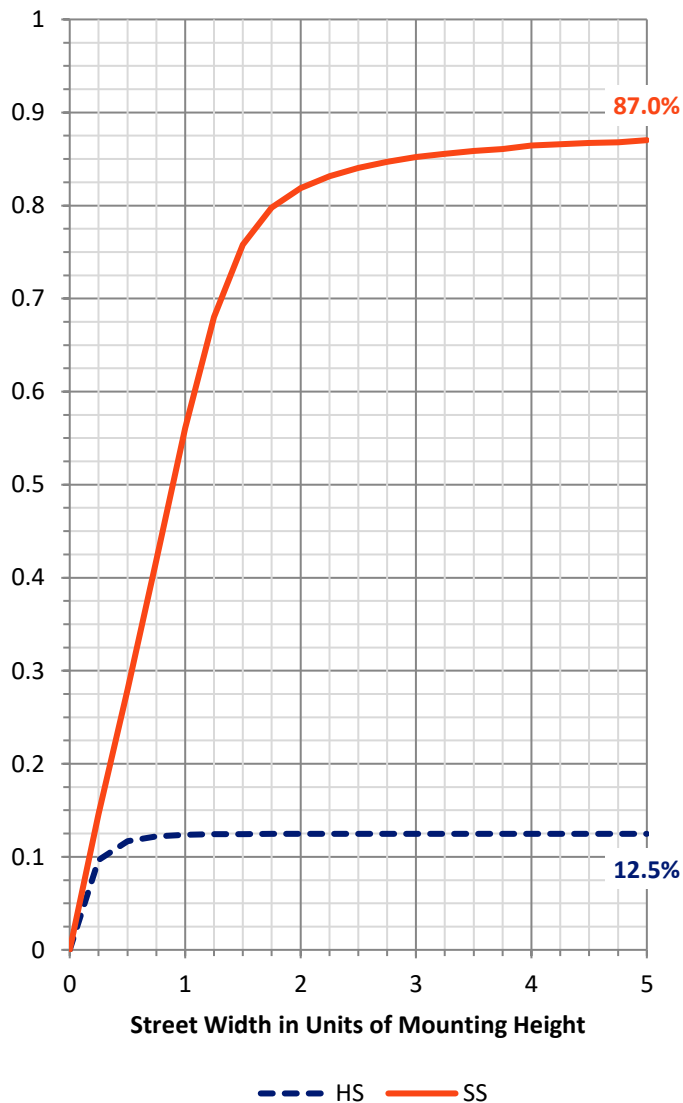
**FLUX DISTRIBUTION:**

		Downward	Upward	Total
<b>House Side</b>	Lumens	575.9	0.0	575.9
	% Fixture	12.6	0.0	12.6
<b>Street Side</b>	Lumens	4000.3	0.0	4000.3
	% Fixture	87.4	0.0	87.4
<b>Total</b>	Lumens	4576.2	0.0	4576.2
	% Fixture	100.0	0.0	100.0

**Coefficient of Utilization**

**ZONAL LUMENS:**

Zone	Lumens	% Fixture
0°-10°	94.6	2.1
10°-20°	210.1	4.6
20°-30°	298.7	6.5
30°-40°	435.0	9.5
40°-50°	673.3	14.7
50°-60°	1033.2	22.6
60°-70°	1120.0	24.5
70°-80°	631.9	13.8
80°-90°	79.4	1.7
90°-100°	0.0	0.0
100°-110°	0.0	0.0
110°-120°	0.0	0.0
120°-130°	0.0	0.0
130°-140°	0.0	0.0
140°-150°	0.0	0.0
150°-160°	0.0	0.0
160°-170°	0.0	0.0
170°-180°	0.0	0.0
0°-90°	4576.2	100.0
0°-180°	4576.2	100.0

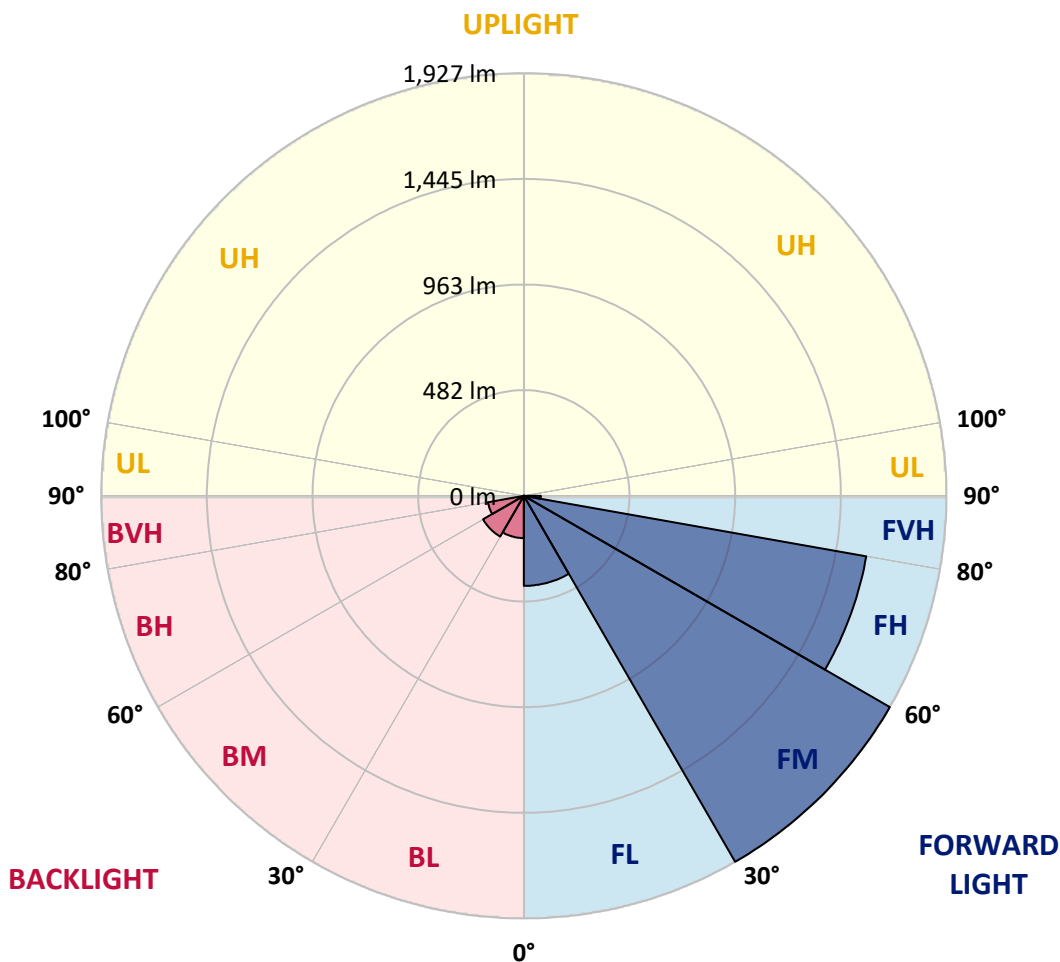


REPORT NUMBER: P676912  
 CATALOG NUMBER: CCW-SA-2B-835-U-SL2-HSS

**LUMINAIRE CLASSIFICATION SYSTEM LUMEN TABLE AND BUG RATING:**

Zone	Lumens	% Fixture	Zone Rating/Lumen Limit		
			B	U	G
FL (0°-30°)	410.6	9.0			
FM (30°-60°)	1927.0	42.1			
FH (60°-80°)	1585.6	34.6			G1/1800
FVH (80°-90°)	77.1	1.7			G1/100
BL (0°-30°)	192.8	4.2	B1/500		
BM (30°-60°)	214.5	4.7	B0/220		
BH (60°-80°)	166.4	3.6	B1/500		G1/500
BVH (80°-90°)	2.3	0.0			G0/10
UL (90°-100°)	0.0	0.0		U0/0	
UH (100°-180°)	0.0	0.0		U0/0	

**BUG Rating: B1-U0-G1**  
 Type II Short





REPORT NUMBER: P676912

CATALOG NUMBER: CCW-SA-2B-835-U-SL2-HSS

**CANDELA DISTRIBUTION (FULL):**

	0°	5°	15°	25°	35°	45°	55°	65°	67°	75°	85°
0°	1122.5	1122.5	1122.5	1122.5	1122.5	1122.5	1122.5	1122.5	1122.5	1122.5	1122.5
2.5°	1073.9	1079.5	1087.2	1098.2	1105.9	1101.5	1104.8	1123.6	1113.6	1122.5	1118.1
5°	1014.4	1019.9	1030.9	1029.8	1038.7	1055.2	1077.3	1101.5	1090.5	1116.9	1126.9
7.5°	952.7	950.5	950.5	973.6	992.4	1015.5	1027.6	1067.3	1068.4	1091.6	1115.8
10°	896.4	903.0	914.1	922.9	940.5	973.6	1008.9	1039.8	1051.9	1098.2	1104.8
12.5°	862.2	865.6	878.8	886.5	909.7	941.6	979.1	1018.8	1028.7	1076.2	1108.1
15°	847.9	855.6	860.0	874.4	886.5	916.3	943.8	989.0	1017.7	1055.2	1094.9
17.5°	858.9	855.6	857.8	862.2	876.6	903.0	932.8	978.0	987.9	1050.8	1110.3
20°	873.3	874.4	867.8	865.6	862.2	887.6	911.9	970.3	981.3	1050.8	1120.3
22.5°	911.9	899.7	911.9	894.2	876.6	887.6	910.8	971.4	979.1	1049.7	1130.2
25°	959.3	961.5	964.8	927.3	901.9	894.2	918.5	974.7	981.3	1058.5	1134.6
27.5°	1026.5	1036.5	1019.9	1001.2	950.5	911.9	917.4	972.5	984.6	1054.1	1145.6
30°	1116.9	1109.2	1111.4	1068.4	1018.8	958.2	942.7	978.0	986.8	1059.6	1166.6
32.5°	1195.2	1186.4	1201.9	1186.4	1108.1	1024.3	972.5	989.0	999.0	1072.8	1184.2
35°	1243.8	1254.8	1279.0	1295.6	1229.4	1110.3	1022.1	1018.8	1023.2	1079.5	1197.4
37.5°	1318.7	1338.6	1358.4	1400.3	1343.0	1216.2	1100.4	1057.4	1049.7	1111.4	1204.1
40°	1400.3	1394.8	1453.2	1502.9	1500.7	1365.0	1209.6	1125.8	1114.7	1162.2	1248.2
42.5°	1468.7	1463.2	1528.2	1609.8	1618.6	1508.4	1334.2	1222.8	1212.9	1240.4	1302.2
45°	1558.0	1562.4	1639.6	1736.6	1768.6	1698.0	1502.9	1361.7	1356.2	1347.4	1404.7
47.5°	1637.4	1661.6	1727.8	1842.5	1958.2	1894.3	1701.3	1564.6	1526.0	1506.2	1563.5
50°	1692.5	1714.6	1795.1	1917.4	2129.2	2169.9	1924.1	1780.7	1781.8	1733.3	1764.2
52.5°	1692.5	1691.4	1756.5	1917.4	2248.2	2457.7	2221.8	2053.1	2061.9	2011.2	2013.4
55°	1529.3	1526.0	1605.4	1776.3	2235.0	2734.5	2672.7	2398.2	2376.1	2278.0	2287.9
57.5°	1231.6	1239.3	1300.0	1505.1	2063.0	2863.5	3209.7	2786.3	2711.3	2508.5	2508.5
60°	898.6	892.0	937.2	1080.6	1652.8	2815.0	3650.8	3243.9	3125.9	2699.2	2670.5
62.5°	683.6	682.5	694.6	743.2	1048.6	2454.4	3840.4	3826.1	3634.2	2886.6	2845.9
65°	552.4	554.6	571.2	605.3	640.6	1673.8	3740.1	4520.7	4345.4	3165.6	3032.2
67.5°	451.0	456.5	476.3	550.2	542.5	866.7	3185.5	4918.8	4951.8	3591.2	3282.5
70°	347.3	356.1	379.3	484.0	522.6	576.7	2208.5	4720.3	4808.5	3855.8	3131.4
72.5°	236.0	234.9	284.5	392.5	528.2	528.2	1229.4	3801.8	3885.6	3554.8	2720.2
75°	127.9	135.6	188.5	296.6	484.0	510.5	700.2	2781.9	2899.9	2764.3	2103.8
77.5°	69.5	70.6	104.7	194.1	402.5	487.4	467.5	1892.1	1938.4	1667.2	1152.2
80°	36.4	37.5	55.1	126.8	277.9	452.1	389.2	1128.0	1083.9	639.5	380.4
82.5°	16.5	17.6	27.6	79.4	177.5	356.1	336.3	544.7	502.8	178.6	115.8
85°	6.6	6.6	12.1	47.4	103.6	175.3	287.8	273.4	228.2	54.0	57.3
87.5°	2.2	2.2	3.3	18.7	41.9	104.7	153.3	144.4	99.2	19.8	30.9
90°	0.0	0.0	0.0	0.0	0.0	0.0	0.0	0.0	0.0	0.0	0.0



REPORT NUMBER: P676912  
 CATALOG NUMBER: CCW-SA-2B-835-U-SL2-HSS

**CANDELA DISTRIBUTION (continued):**

	90°	95°	105°	115°	125°	135°	145°	155°	165°	175°	180°
0°	1122.5	1122.5	1122.5	1122.5	1122.5	1122.5	1122.5	1122.5	1122.5	1122.5	1122.5
2.5°	1113.6	1125.8	1122.5	1120.3	1099.3	1097.1	1094.9	1075.1	1081.7	1065.1	1076.2
5°	1120.3	1126.9	1109.2	1076.2	1046.4	1013.3	987.9	970.3	938.3	926.2	924.0
7.5°	1113.6	1113.6	1077.3	1024.3	965.9	911.9	843.5	795.0	758.6	731.0	741.0
10°	1104.8	1091.6	1054.1	960.4	854.5	772.9	674.8	603.1	549.1	531.5	520.4
12.5°	1104.8	1081.7	997.9	870.0	733.2	609.7	492.9	399.1	347.3	316.5	312.0
15°	1094.9	1060.7	957.1	785.1	615.3	447.7	314.2	233.8	189.6	177.5	173.1
17.5°	1097.1	1056.3	896.4	684.7	477.4	297.7	191.9	147.8	136.7	131.2	132.3
20°	1101.5	1056.3	842.4	586.6	344.0	185.2	132.3	124.6	119.1	116.9	118.0
22.5°	1115.8	1035.4	787.3	486.3	232.7	133.4	116.9	109.2	104.7	101.4	100.3
25°	1118.1	1032.0	734.3	387.0	159.9	112.5	102.5	93.7	88.2	83.8	82.7
27.5°	1114.7	1017.7	660.5	287.8	120.2	100.3	87.1	78.3	70.6	67.3	66.2
30°	1126.9	991.3	597.6	207.3	101.4	87.1	73.9	64.0	57.3	52.9	52.9
32.5°	1128.0	968.1	528.2	147.8	92.6	77.2	62.8	51.8	45.2	43.0	43.0
35°	1129.1	947.1	451.0	112.5	82.7	66.2	51.8	43.0	38.6	35.3	35.3
37.5°	1132.4	931.7	380.4	94.8	73.9	56.2	43.0	35.3	30.9	29.8	29.8
40°	1139.0	910.8	306.5	83.8	64.0	47.4	36.4	29.8	25.4	24.3	23.2
42.5°	1156.6	905.2	244.8	75.0	57.3	39.7	29.8	24.3	20.9	18.7	17.6
45°	1229.4	919.6	189.6	69.5	48.5	33.1	25.4	19.8	15.4	14.3	13.2
47.5°	1348.5	967.0	150.0	61.7	40.8	27.6	20.9	15.4	12.1	11.0	9.9
50°	1529.3	1075.1	122.4	55.1	34.2	23.2	16.5	12.1	8.8	7.7	7.7
52.5°	1766.4	1220.6	105.9	48.5	27.6	19.8	13.2	8.8	6.6	5.5	5.5
55°	2009.0	1392.6	99.2	41.9	23.2	16.5	9.9	6.6	4.4	3.3	3.3
57.5°	2231.7	1504.0	95.9	34.2	19.8	12.1	7.7	4.4	2.2	1.1	1.1
60°	2370.6	1585.6	86.0	27.6	15.4	9.9	5.5	2.2	1.1	0.0	0.0
62.5°	2553.7	1668.3	70.6	20.9	11.0	6.6	3.3	1.1	0.0	0.0	0.0
65°	2795.1	1760.9	55.1	16.5	8.8	4.4	2.2	1.1	0.0	0.0	0.0
67.5°	2910.9	1712.4	37.5	12.1	5.5	2.2	1.1	0.0	0.0	0.0	0.0
70°	2679.4	1442.2	26.5	8.8	3.3	1.1	1.1	0.0	0.0	0.0	0.0
72.5°	2252.6	1130.2	19.8	5.5	2.2	1.1	0.0	0.0	0.0	0.0	0.0
75°	1660.5	706.8	15.4	4.4	2.2	0.0	0.0	0.0	0.0	0.0	0.0
77.5°	881.0	263.5	11.0	3.3	1.1	0.0	0.0	0.0	0.0	0.0	0.0
80°	260.2	77.2	7.7	2.2	1.1	0.0	0.0	0.0	0.0	0.0	0.0
82.5°	86.0	23.2	4.4	2.2	1.1	0.0	0.0	0.0	0.0	0.0	0.0
85°	44.1	8.8	2.2	2.2	1.1	0.0	0.0	0.0	0.0	0.0	0.0
87.5°	25.4	3.3	2.2	2.2	1.1	0.0	0.0	0.0	0.0	0.0	0.0
90°	0.0	0.0	0.0	0.0	0.0	0.0	0.0	0.0	0.0	0.0	0.0

(END OF REPORT)